




SHELF REINFORCING SUPPORT FOR BRAKE ROTORS



Versatile Shelving Solutions
With Endless Configurations!



1. Attach Side Supports To Front & Rear Post With Nut & 1 1/2" Bolt
2. Insert Shelf Channel Under Shelf
3. Lower Shelf Down Onto Shelf Support Bracket



Brake Rotor Conversion Kits

Model # Shelf Size

S90000	36"W x 18"D
S90001	48"W x 18"D
S90002	36"W x 24"D
S90003	48"W x 24"D

Please Call For More Details.

See Our Website For Our Entire Line Of Quality Equipment!

Workbenches • Tool Storage • Storage Cabinets • Cart Systems • Shop Equipment • Parts Department, Shelving & Storage Solutions

Shure
Manufacturing Corporation